

Public Health Engineering Department



सत्यमेव जयते



Ek Kadam Swachhata Ki Aur

**Swachh Bharat Mission (Gramin)
Activities undertaken by the State**

29.09.2016

**Good
Morning**

Objectives of the Scheme

- ❑ Bring about improvement in general quality of life.
- ❑ Accelerate sanitation coverage to access to toilets to all by 2017.
- ❑ Motivate through Awareness Creation and Health Education for promoting Sustainable Sanitation Facilities.
- ❑ Cover Schools & Anganwadis, with Sanitation Facilities and promote Hygiene Education & Sanitary Habits among Students.
- ❑ Encourage cost effective and appropriate technologies for ecologically safe and sustainable sanitation.
- ❑ Develop Community to Manage Environmental Sanitation System focusing on Solid & Liquid Waste Management.

Funding Arrangement

- Earlier Funding Pattern.
 - Central Share : State Share : 70% : 30%.
- From October 2014, Funding Pattern.
 - Central Share : State Share : 90% : 10%.

Implementing Department/Agencies

- ❑ Nodal Department : Public Health Engineering Department
- ❑ State Agency : State Water & Sanitation Mission (SWSM)
- ❑ District Agency : District Water & Sanitation Mission (DWSM)
- ❑ Block Level : Block Development Officers (BDOs)
- ❑ Village Level : Village Water & Sanitation Committee (VWSC)
- ❑ Schools : School Managing Committee
- ❑ ICDS : Child Development Officer

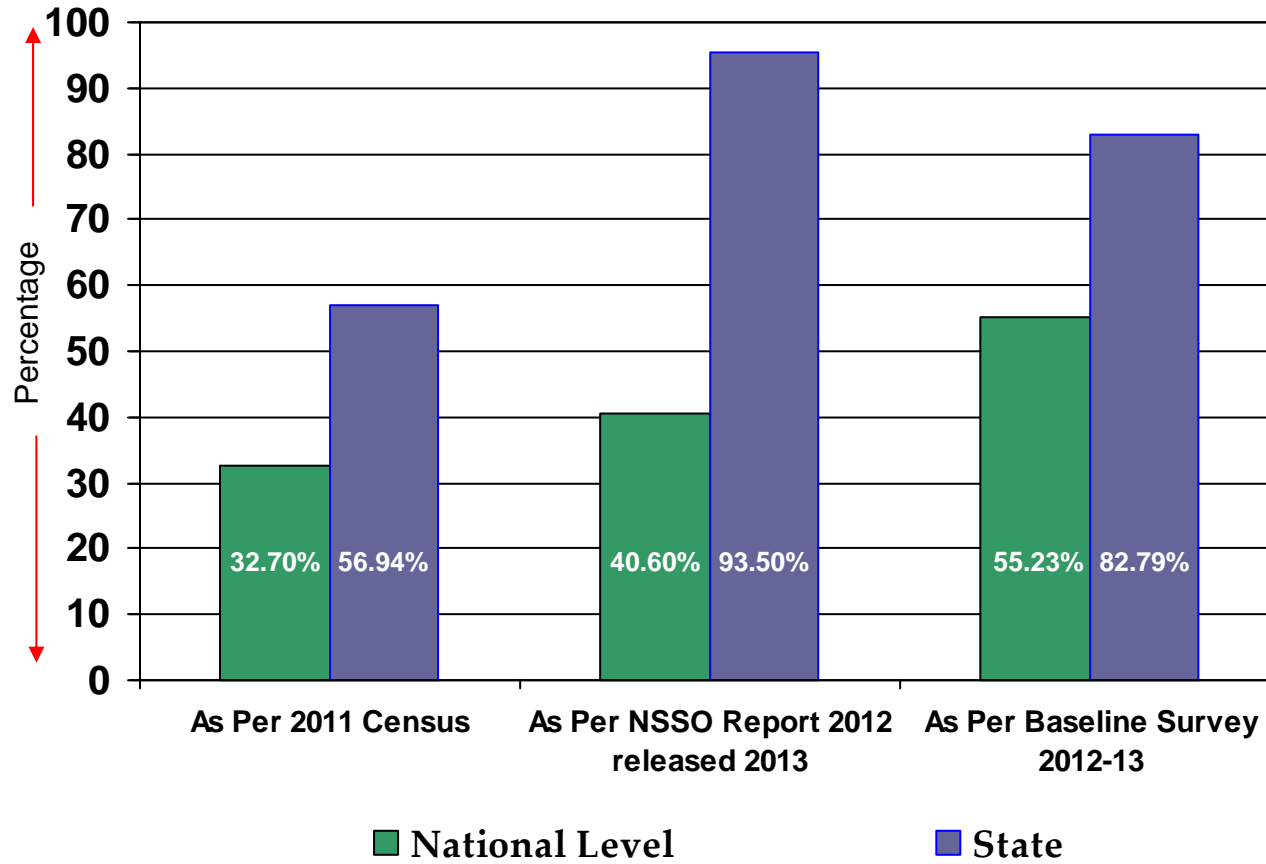
Internal Control Mechanism

- ❑ The expenditure of the different Districts are Audited by CAG's Empanelled Chartered Accountant at the end of the Financial Year.
- ❑ The Utilization Certificates (UCs) & Audited Statement of Accounts (ASA) are sent to MoDWS at the end of each Financial Year.
- ❑ Addl. Chief Engineer, PHE., Sanitation Cell is the State Co-ordinator for SBM and is exclusively assigned with the responsibilities of overseeing the progress of implementation of SBM Projects by DWSM.
- ❑ State Co-ordinator's Name : Shri R.K.Pandey
- ❑ Contact No. : +91 94361 02893

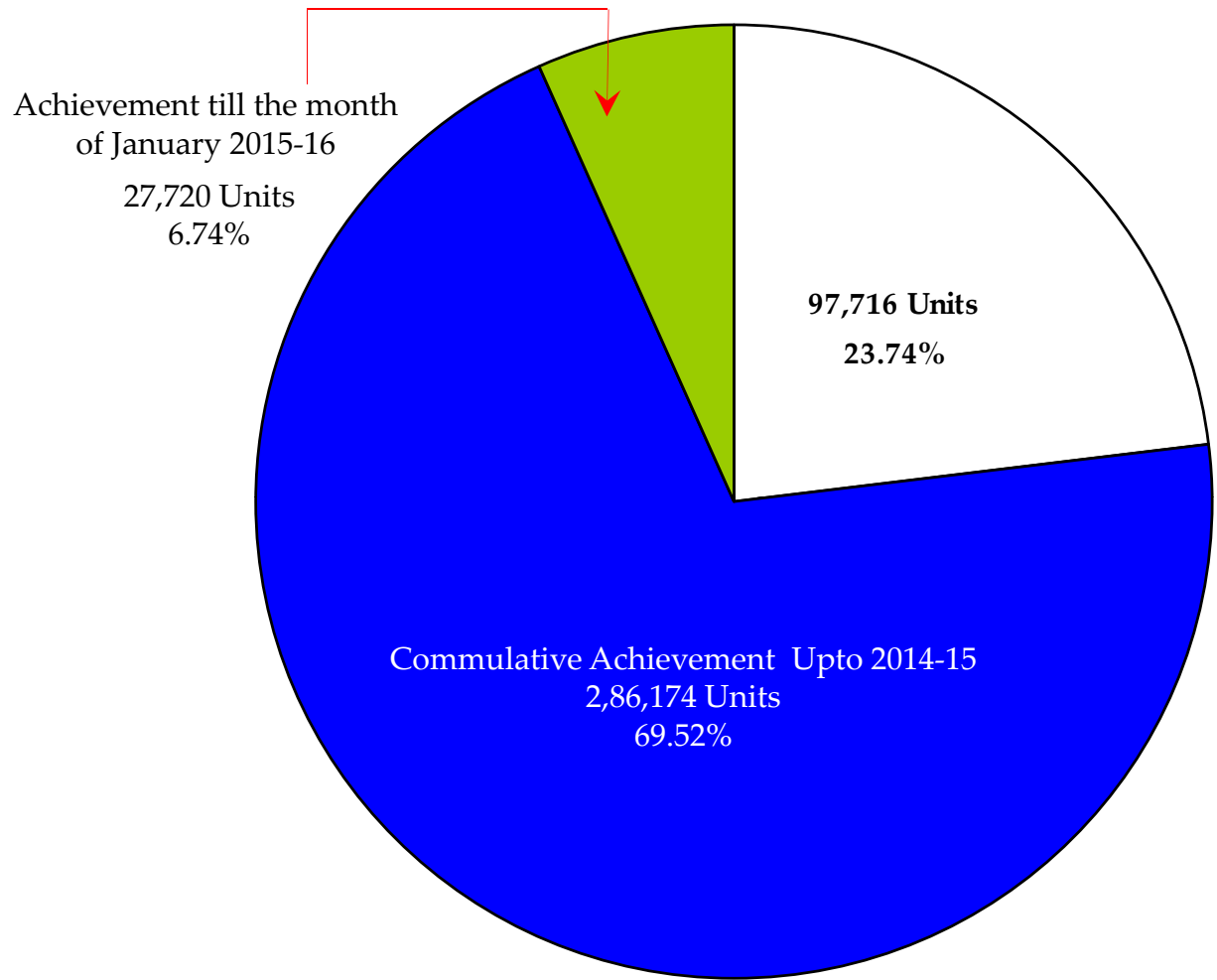
Monitoring & Supervision Mechanism

- ❑ Progress Report on Implementation of different Objectives under the Project is carried out ONLINE in the MIS of the MoDWS by respective DWSM.
- ❑ Physical & Financial Progress Report (MPR) for January 2014 (Reported in February 2014) onwards Month is required to be approved by State SBM Nodal Officer/Coordinator on the MIS before 15th day of reporting Month.

Rural Sanitation coverage in the State



Rural Sanitation Coverage
(Rural Households Having access to Toilets)

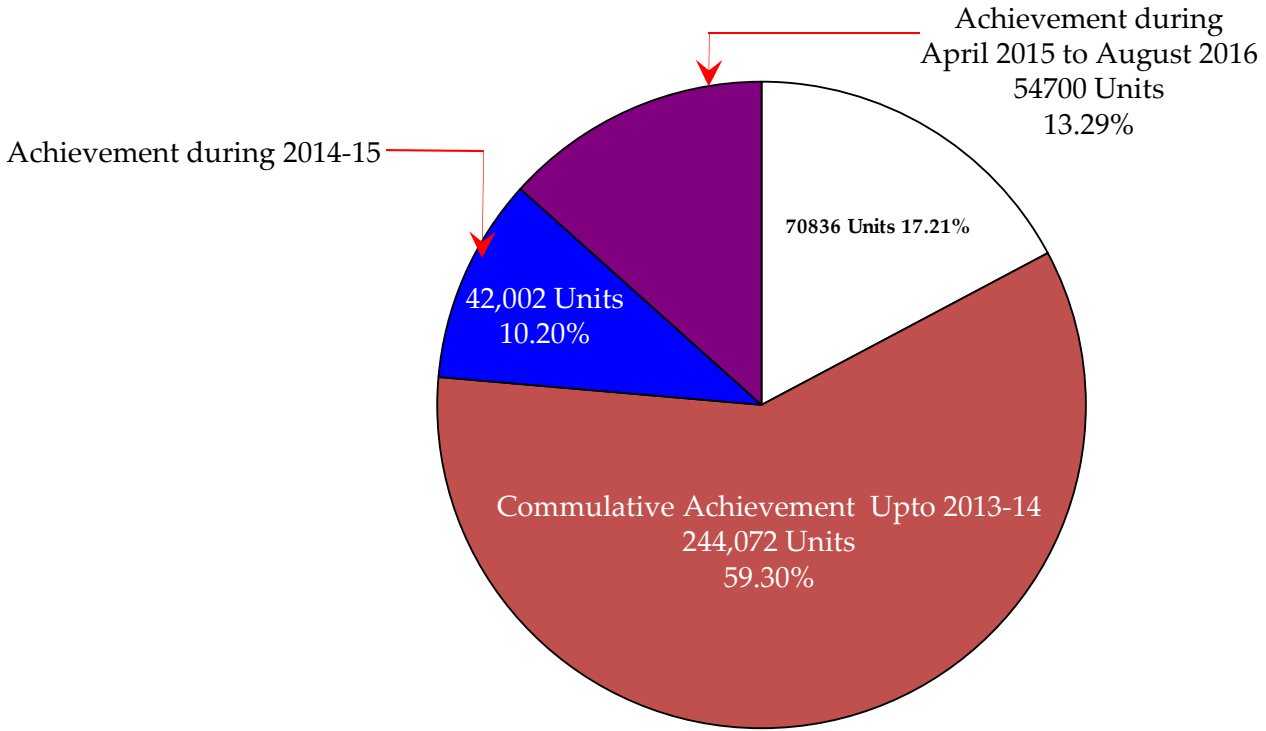


Total No. of Rural Households in the State : 4,11,610 Nos.

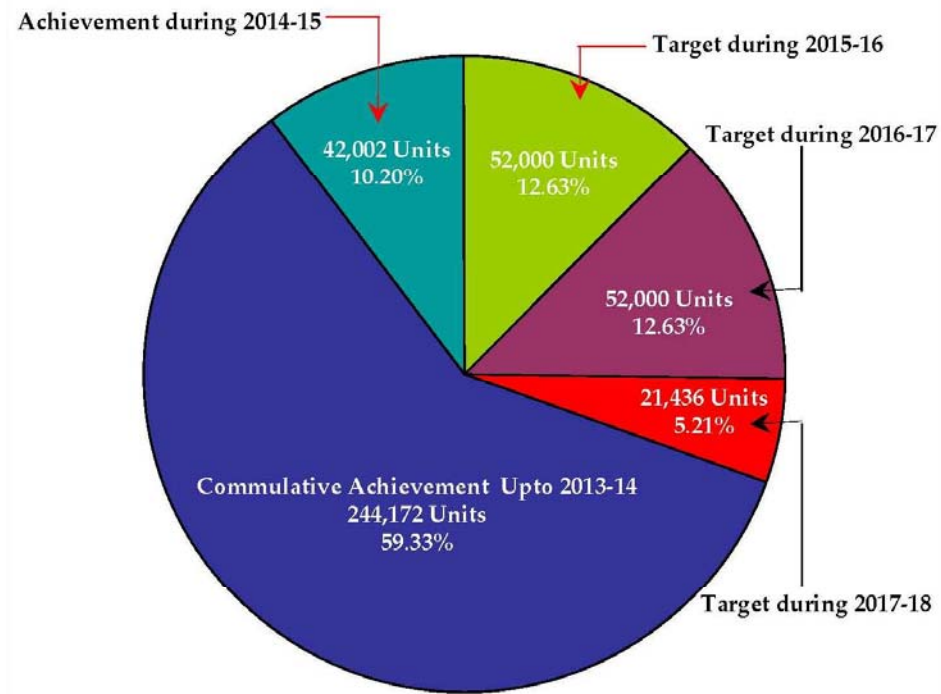
Achievement on construction of Individual Households Latrines

Achievement on Construction of Individual Household Latrines

Total Rural Households	Achievement			Cumulative Achievement as on August 2016.	
	Cumulative upto 2013-14 (Nos.)	2014-15 (Nos.)	For the month of April to August 2016 (Nos.)	(Nos.)	(%)
4,11,610	2,44,072	42,002	54,700	3,40,774	82.79



State Road Map for achievement Swachh Bharat

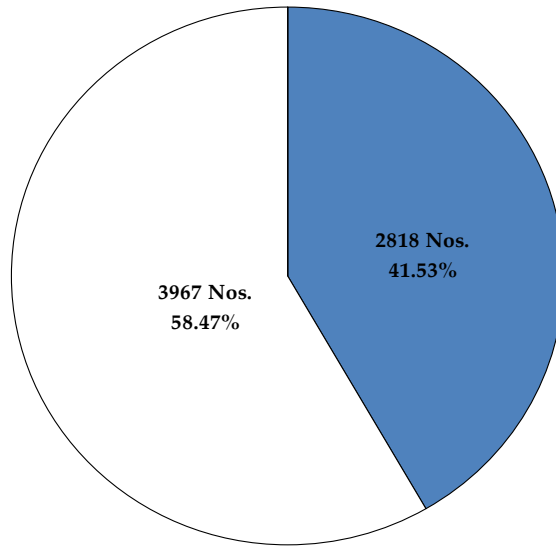


District Road Map for achieving Swachh Bharat
(Individual Household Latrine)

Sl. No.	District Name	Total Rural Households (Nos.)	Achievement			Action Plan			
			Cumulative upto 2013-14 (Nos.)	2014-15 (Nos.)	Cumulative 2014-15 (Nos.)	2015-16 (Nos.)	2016-17 (Nos.)	2017-18 (Nos.)	2018-19 (Nos.)
1.	East Garo Hills	46,571	34,845	5,211	40,056	6,515	-	-	-
2.	East Khasi Hills	88,137	57,525	8,058	65,583	7,500	8,783	6,271	-
3.	Jaintia Hills	64,813	26,162	7,894	34,056	10,500	15,000	5,257	-
4.	Ri-Bhoi	40,850	27,731	7,555	35,286	3,474	2,090	-	-
5.	South Garo Hills	21,960	8,895	2,388	11,283	5,000	5,000	677	-
6.	West Garo Hills	91,131	70,035	5,490	75,525	7,000	6,283	2,323	-
7.	West Khasi Hills	58,148	18,979	5,406	24,385	12,011	14,844	6,908	-
Total :		4,11,610	2,44,172	42,002	286,174	52,000	52,000	21,436	-

Number of Open Defecation Free Villages in the State

Total No. of Rural Villages in the State (Nos.)	Achievement				Cumulative Achievement upto August 2016	
	Cumulative upto 2013-14 (Nos.)	2014-15 (Nos.)	2015-16 (Nos.)	2016-17 (Nos.)	(Nos.)	(%)
6,785	1,706	283	16	813	2818	41.53

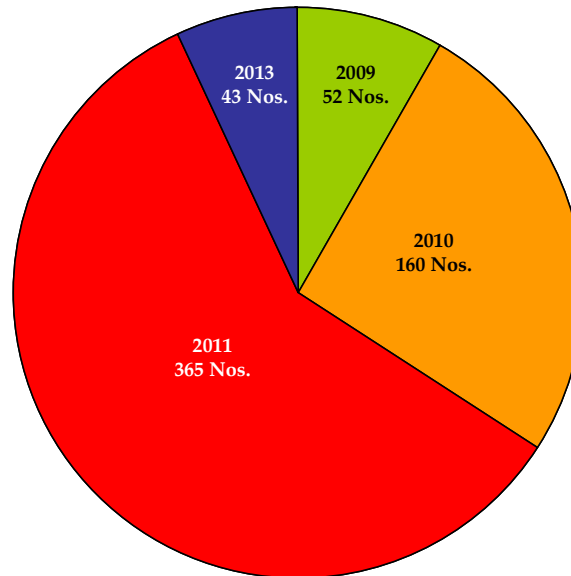


Districtwise Physical Progress
(ODF Villages)

Sl. No.	District Name	Total No. of Rural Villages (Nos.)	Achievement				Cumulative Achievement upto April 2015	
			Cumulative upto 2013-14 (Nos.)	2014-15 (Nos.)	2015-16 (Nos.)	2016-17 (Nos.)	(Nos.)	(%)
1.	East Garo Hills	1,031	331	29		45	405	39.28
2.	East Khasi Hills	973	213	14	8	150	385	39.57
3.	Jaintia Hills	458	56	22		70	148	32.31
4.	Ri-Bhoi	603	261	33	4	305	603	100.00
5.	South Garo Hills	804	141	22		157	320	39.80
6.	West Garo Hills	1,833	292	180	2	62	464	25.31
7.	West Khasi Hills	1,083	412	55	2	24	493	45.52
Total:		6,785	1,706	283	16	813	2,818	45.97

State Nirmal Gram Puraskar Awards

Sl. No.	Name of Districts	2009	2010	2011	2013
1.	East Garo Hills	12	-	49	12
2.	East Khasi Hills	5	57	40	14
3.	Jaintia Hills	7	2	-	-
4.	Ri-Bhoi	6	29	15	-
5.	South Garo Hills	-	-	1	-
6.	West Garo Hills	21	71	216	-
7.	West Khasi Hills	1	1	44	17
Total :		52	160	365	43



Thank You